




## O3 module (A) – Replacing the UV lamp

- 1- Tools you need
  - A medium Phillips screwdriver
- 2- Turn off the airpointer, pull out the power cord, and pull out the ozone module
- 3- Unscrew and remove the bench cover



- 4- Unscrew the 4 screws of the top part of the bench, open the bench and locate the lamp





5- Unplug and remove the lamp

6- Install the new lamp and repeat steps 1 to 3 in the reverse order