




## BTEX module - Replacing the pumps

- 1- Tools you need
  - a small Phillips screwdriver
  - A small Torx screwdriver
- 2- Remove the GC from the airpointer as explained in the procedure BTEX1
- 3- Unscrew the 4 bottom screws on each side of the GC in order to detach the bottom cover




- 4- Locate the 2 pumps



- 5- Remove the screw holding the pump and pull it out of its location, taking care not to break the air inlet and outlet and not losing the green o-rings





6- Check if the new pump has the inlet and outlet perpendicular to the motor, and if not, remove the 4 screws and rotate the head of the pump at a 90° angle

7- Then install the new pump and put back the GC bottom cover

