


## H2S module (A) – Replacing molybdenum converter

Over time, the molybdenum in the H2S converter oxidizes and loses its original capacity of converting H2S into SO2, eventually resulting in a decreased converter efficiency (CE). Even though we recommend changing the converter if CE drops below 95%, the analyzer's firmware allows to calibrate H2S and SO2 independently, and therefore to provide an accurate measurement anyway.


- 1- Tools you need
  - Wrenches ½" and 7/16"
  - 1 big flat screwdriver
- 2- Turn off and unplug the airpointer. Pull out the H2S module drawer
- 3- Locate the molybdenum converter in the H2S module




The converter operates at 315°C. Severe burns can result if the assembly is not allowed to cool. Do not handle the assembly until it is at room temperature. This may take several hours.

- 4- Disconnect the 2 electrical connections (heater and thermocouple) and the 2 pneumatic connections (inlet and outlet)


NB: The molybdenum converter is identical as the one in the NOx module, but in the H2S module, there is no ozone destroyer



- 5- Remove the top lid of the converter as well as the top layers of the insulation until the converter cartridge can be seen
- 6- Remove the converter assembly (cartridge + band heater) from the can. Make a note of the alignment of the tubes relative to the heater cartridge.



7- Unscrew the band heater and loosen it, take out the old converter cartridge



8- Put the band heater in the new replacement cartridge. For easier way of the thread you can grease it with a high-temperature anti-seize agent such as copper paste

9- Replace the converter assembly, route the cables through the holes in the can and reconnect them properly. Reconnect the grounding clamp around the heater leads for safe operation

10- Reattach the 2 tube fittings to the converter and replace the insulation and top lid of the can

11- Slide in the H2S module and power up the airpointer

12- Allow the converter to burn-in for 24 hours, then recalibrate the H2S module